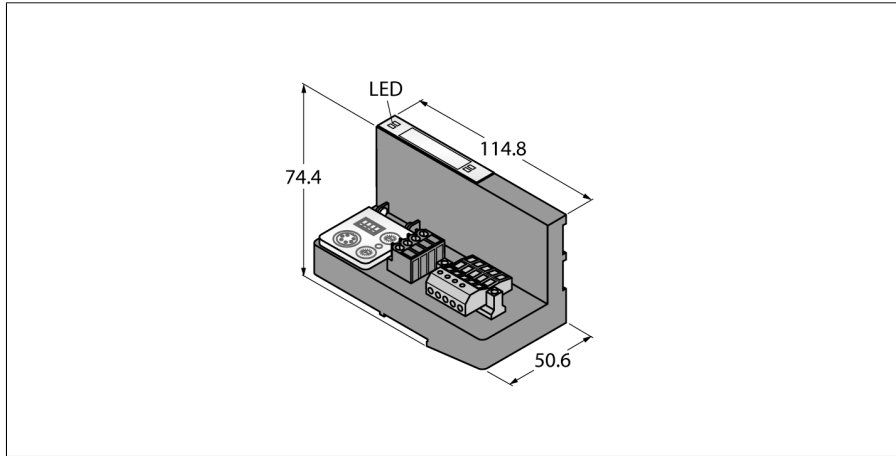


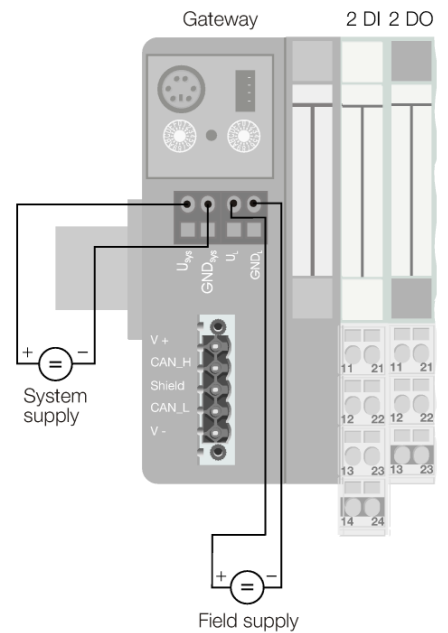
Gateway for the BL20 I/O System Interface for CANopen; Supply Inclusive BL20-GWBR-CANOPEN



- Rotary coding switch for adjustment of the node address
- Protection class IP20
- 2 x end brackets BL20-WEW35/2-SW
- 1 x end plate BL20-ABPL
- 1 x open style connector
- Integrated power supply
- LEDs for display of supply voltage, group and bus errors
- Gateway between the BL20 system and CANopen
- 20 kbps up to 1000 kbps
- The connection to CANopen is established via an open-style connector

Type designation	BL20-GWBR-CANOPEN
Ident-No.	6827167
Supply voltage	24 VDC
System power supply	24 VDC / 5 VDC
Field supply	24 VDC
Admissible range	18...30 VDC
Nominal current from module bus	≤ 350 mA
Max. field supply current	10 A
Max. system supply current	1.2 A
Voltage supply connection	Screw terminals
Fieldbus transmission rate	20 kbps ...1 Mbps
Fieldbus addressing	2 rotary switches
Fieldbus address range	1...99
Fieldbus connection technology	Open style connector
Fieldbus termination	External
Max. number of I/O modules	74
Service interface	PS/2 socket
Dimensions (W x L x H)	50.6 x 114.8 x 74.4mm
Approvals	CE, cULus, zone 2, Class I, Div. 2
Operating temperature	0 to +55 °C
Storage temperature	-25...+85 °C
Relative humidity	5 to 95% (internal), Level RH-2, no condensation (at 45 °C storage)
Vibration test	acc. to EN 61131
Shock test	acc. to IEC 68-2-27
Drop and topple	acc. to IEC 68-2-31 and free fall to IEC 68-2-32
Electromagnetic compatibility	acc. to EN 50,082-2
Protection class	IP20
Included in delivery	2 x end brackets BL20-WEW-35/2-SW, 1 x end plate BL20-ABPL, 1 x open style connector

Field/System Supply



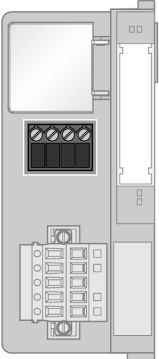
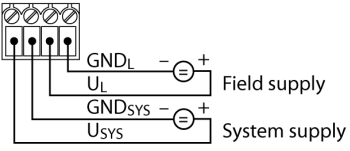
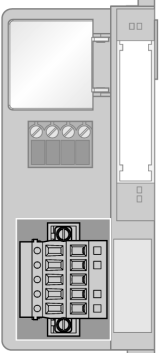
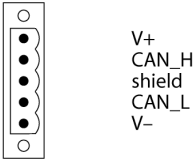
Functional principle

BL20 gateways are the head component of a BL20 station. They are designed to interface the modular fieldbus nodes to the higher level fieldbus (PROFIBUS-DP, DeviceNet, CANopen, Ethernet).

All BL20 electronic modules communicate over the internal module bus, the data of which is transferred to the fieldbus via the gateway, so that all I/O modules can be configured independently of the bus system.

Gateway for the BL20 I/O System
Interface for CANopen; Supply Inclusive
BL20-GWBR-CANOPEN

Anschlussübersicht

	<p>Power Supply</p> <p>The U_{sys} system supply feeds power to the gateway and the I/O modules.</p> <p>The U_L field supply feeds power to the sensors and actuators.</p>	<p>Pin Assignment</p>  <p>Field supply</p> <p>System supply</p>
	<p>CANopen</p> <p>Fieldbus cable (example): CBC5-572-2M (ident no. 6606065) or RKC5701-5M (ident no. 6931035)</p>	<p>Pin Assignment</p>  <p>V+</p> <p>CAN_H</p> <p>shield</p> <p>CAN_L</p> <p>V-</p>